
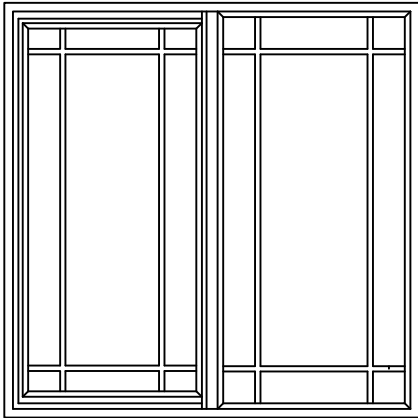


Grid Patterns for door panels

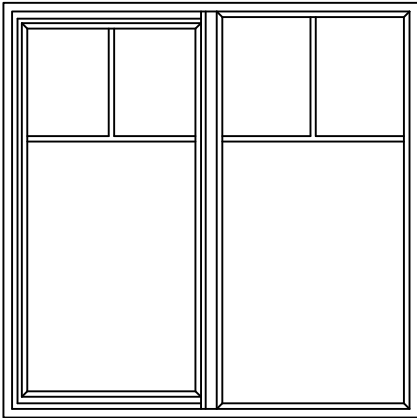
Win-Dor offers 3 different grid patterns. The diagrams below are to aid in the decision making process. If there is a pattern you like, and it is not on this sheet, please let us know. We would be more than happy to quote it for you. Due to the spacing and sizing of some of the patterns, not all grid patterns are available with every grid type (see below). The window drawings below are scaled to a 4'0" x 4'0" XO.



Standard



Marginal



Prairie

Standard Pattern

This pattern is available in all grid types. The number of squares will change depending on the size of the window. The diagram above references a 4 wide by 3 high Standard pattern in a 4'0" x 4'0" XO window.

Marginal Grid Pattern

This pattern is available in Sculptured and SDL grid types only. The location of the grid is fixed based on the grid type selected. In larger windows the grid may rattle during the operation of the window.

Prairie Pattern

This pattern is available in Flat, Sculptured & SDL grid types. The number of squares will change depending on the size of the window. The diagram above references a 4 wide by 1 high Prairie pattern in a 4'0" x 4'0" window. It is important to provide the dimension of the horizontal grid when ordering. Our dimensioning is from the edge of the glass to the middle of the grid.